





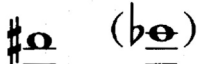





Pitch Tendencies & Adjustments

Trombone

F = Flat
S = Sharp
V = Very

(Notes not addressed are generally acceptable)

				
				
Pitch Tendency	S	S	S	F
Adjustment	Use trigger and lower 2nd position	Use trigger and lower 1st position. (May still be very sharp if trigger is not properly tuned.)	Lower 1st position	Use 4th position
				
				
VS	VF		VF	S
Lower 1st position	Raise 3rd position		Raise 2nd position	Lower 1st position